



1

DCS TF-51D MUSTANG PROFILE

① Master Mode Control Button (Hidden)

② Weapon Release Button

③ Target Management Switch (TMS)

④ Trigger


⑤ Countermeasures Switch (CMS)

⑥ Nosewheel Steering Button (NWS)

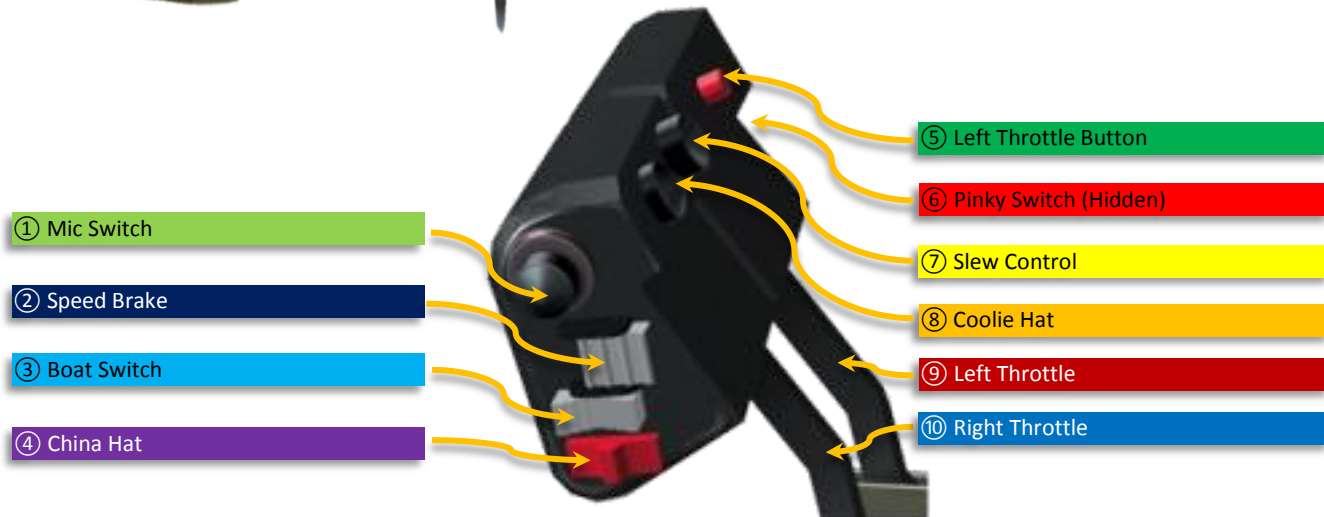
⑦ Paddle Switch (Modifier)

⑧ Trim Switch


⑨ Data Management Switch (DMS)



| Direction | Action | Keyboard Command | Modified Action | Keyboard Command |
|-------------------------------------|--------|------------------|-----------------|------------------|
| ① Master Mode Control Button (MMCB) | | | | |
| ■ | | | | |
| ② Weapon Release Button | | | | |
| □ | | | | |
| ③ Target Management Switch (TMS) | | | | |
| ▲ | | | | |
| ▼ | | | | |
| ◀ | | | | |
| ▶ | | | | |
| ④ Trigger | | | | |
| 1 st Stage | | | | |
| 2 nd Stage | | | | |
| ⑤ Countermeasures Switch (CMS) | | | | |
| △ | | | | |
| ▽ | | | | |
| ◀ | | | | |
| ▶ | | | | |
| ■ | | | | |
| ⑥ Nosewheel Steering Button (NWS) | | | | |
| ■ | | | | |
| ⑦ Paddle Switch (Modifier) | | | | |
| ▽ | | | | |
| ⑧ Trim Switch | | | | |
| ▲ | | | | |
| ▼ | | | | |
| ◀ | | | | |
| ▶ | | | | |
| ⑨ Data Management Switch (DMS) | | | | |
| ▲ | | | | |
| ▼ | | | | |
| ◀ | | | | |
| ▶ | | | | |



| Direction | Action | Keyboard Command | Modified Action | Keyboard Command |
|-------------------------------|--------|------------------|-----------------|------------------|
| ① Mic Switch | | | | |
| ▲ | | | | |
| ▼ | | | | |
| △ | | | | |
| ▽ | | | | |
| ■ | | | | |
| ② Speed Brake | | | | |
| △ | | | | |
| ▽ | | | | |
| ③ Boat Switch | | | | |
| △ | | | | |
| □ | | | | |
| ▽ | | | | |
| ④ China Hat | | | | |
| △ | | | | |
| □ | | | | |
| ▽ | | | | |
| ⑤ Left Throttle Button | | | | |
| ■ | | | | |
| ⑥ Pinky Switch | | | | |
| △ | | | | |
| □ | | | | |
| ▽ | | | | |
| ⑦ Slew Control | | | | |
| ▲ | | | | |
| ▼ | | | | |
| ◀ | | | | |
| ▶ | | | | |
| ■ | | | | |
| ⑧ Coolie Hat | | | | |
| ▲ | | | | |
| ▼ | | | | |
| ◀ | | | | |
| ▶ | | | | |
| ⑨ Left Throttle | | | | |
| △▽ | | | | |
| ▽ | | | | |
| ⑩ Right Throttle | | | | |
| △▽ | | | | |
| ▽ | | | | |



- ① Flaps Switch
- ② EAC Switch
- ③ Radar Altimeter Switch
- ④ Autopilot Button
- ⑤ Autopilot Mode Switch

- ⑥ Left Fuel Flow Switch
- ⑦ Right Fuel Flow Switch
- ⑧ Left Ignition Switch
- ⑨ Right Ignition Switch
- ⑩ APU Start Switch
- ⑪ Slider
- ⑫ Landing Gear Button

| Direction | Action | Keyboard Command | Modified Action | Keyboard Command |
|--------------------------|--------|------------------|-----------------|------------------|
| ① Flaps Switch | | | | |
| △ | | | | |
| □ | | | | |
| ▽ | | | | |
| ② EAC Switch | | | | |
| △ | | | | |
| ▽ | | | | |
| ③ Radar Altimeter Switch | | | | |
| △ | | | | |
| ▽ | | | | |
| ④ Autopilot Button | | | | |
| ■ | | | | |
| ⑤ Autopilot Mode Switch | | | | |
| △ | | | | |
| □ | | | | |
| ▽ | | | | |
| ⑥ Left Fuel Flow Switch | | | | |
| △ | | | | |
| ▽ | | | | |
| ⑦ Right Fuel Flow Switch | | | | |
| △ | | | | |
| ▽ | | | | |
| ⑧ Left Ignition Switch | | | | |
| △ | | | | |
| □ | | | | |
| ▽ | | | | |
| ⑨ Right Ignition Switch | | | | |
| △ | | | | |
| □ | | | | |
| ▽ | | | | |
| ⑩ APU Start Switch | | | | |
| △ | | | | |
| ▽ | | | | |
| ⑪ Slider | | | | |
| △▽ | | | | |
| ⑫ Landing Gear Button | | | | |
| ■ | | | | |




4

DCS TF-51D MUSTANG PROFILE

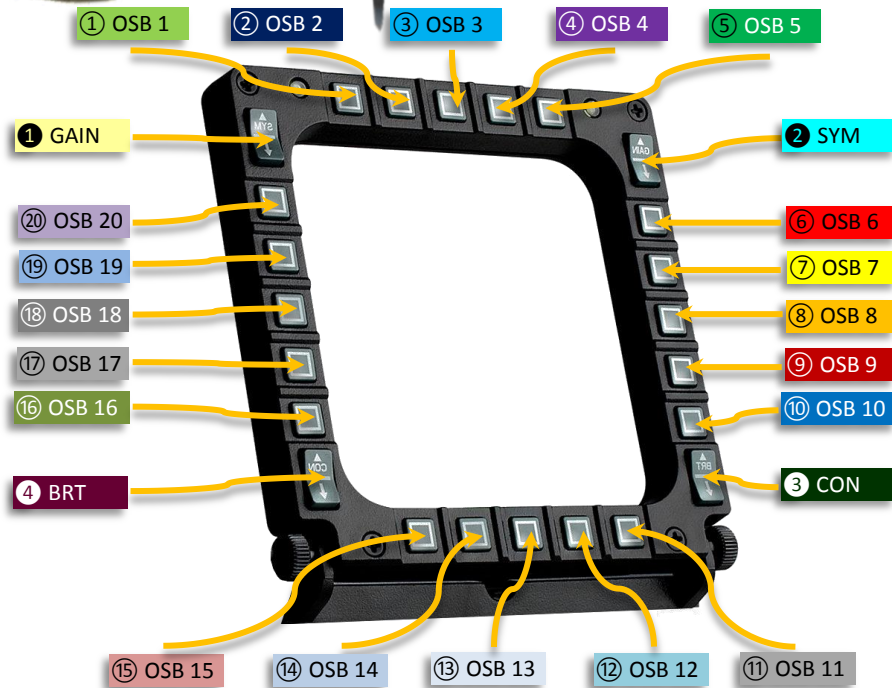
① Left Brake Axis

② Right Brake Axis

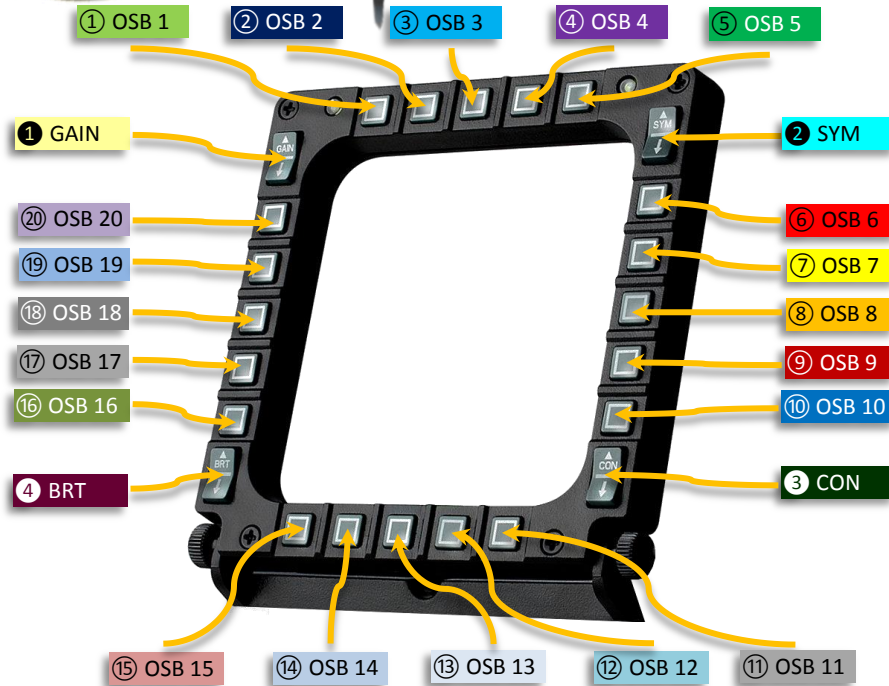


③ Rudder Axis

| Direction | Action | Keyboard Command | Modified Action | Keyboard Command |
|--------------------|--------|------------------|-----------------|------------------|
| ① Left Brake Axis | | | | |
| ▼▲ | | | | |
| ② Right Brake Axis | | | | |
| ▼▲ | | | | |
| ③ Rudder Axis | | | | |
| △▽ | | | | |



| Direction | Action | Keyboard Command | Modified Action | Keyboard Command |
|-----------|--------|------------------|-----------------|------------------|
| ① OSB 1 | | | | |
| ■ | | | | |
| ② OSB 2 | | | | |
| ■ | | | | |
| ③ OSB 3 | | | | |
| ■ | | | | |
| ④ OSB 4 | | | | |
| ■ | | | | |
| ⑤ OSB 5 | | | | |
| ■ | | | | |
| ⑥ OSB 6 | | | | |
| ■ | | | | |
| ⑦ OSB 7 | | | | |
| ■ | | | | |
| ⑧ OSB 8 | | | | |
| ■ | | | | |
| ⑨ OSB 9 | | | | |
| ■ | | | | |
| ⑩ OSB 10 | | | | |
| ■ | | | | |
| ⑪ OSB 11 | | | | |
| ■ | | | | |
| ⑫ OSB 12 | | | | |
| ■ | | | | |
| ⑬ OSB 13 | | | | |
| ■ | | | | |
| ⑭ OSB 14 | | | | |
| ■ | | | | |
| ⑮ OSB 15 | | | | |
| ■ | | | | |
| ⑯ OSB 16 | | | | |
| ■ | | | | |
| ⑰ OSB 17 | | | | |
| ■ | | | | |
| ⑱ OSB 18 | | | | |
| ■ | | | | |
| ⑲ OSB 19 | | | | |
| ■ | | | | |
| ⑳ OSB 20 | | | | |
| ■ | | | | |
| ① GAIN | | | | |
| ▲ | | | | |
| ▼ | | | | |
| ② SYM | | | | |
| ▲ | | | | |
| ▼ | | | | |
| ③ CON | | | | |
| ▲ | | | | |
| ▼ | | | | |
| ④ BRT | | | | |
| ▲ | | | | |
| ▼ | | | | |



| Direction | Action | Keyboard Command | Modified Action | Keyboard Command |
|-----------|--------|------------------|-----------------|------------------|
| ① OSB 1 | | | | |
| ■ | | | | |
| ② OSB 2 | | | | |
| ■ | | | | |
| ③ OSB 3 | | | | |
| ■ | | | | |
| ④ OSB 4 | | | | |
| ■ | | | | |
| ⑤ OSB 5 | | | | |
| ■ | | | | |
| ⑥ OSB 6 | | | | |
| ■ | | | | |
| ⑦ OSB 7 | | | | |
| ■ | | | | |
| ⑧ OSB 8 | | | | |
| ■ | | | | |
| ⑨ OSB 9 | | | | |
| ■ | | | | |
| ⑩ OSB 10 | | | | |
| ■ | | | | |
| ⑪ OSB 11 | | | | |
| ■ | | | | |
| ⑫ OSB 12 | | | | |
| ■ | | | | |
| ⑬ OSB 13 | | | | |
| ■ | | | | |
| ⑭ OSB 14 | | | | |
| ■ | | | | |
| ⑮ OSB 15 | | | | |
| ■ | | | | |
| ⑯ OSB 16 | | | | |
| ■ | | | | |
| ⑰ OSB 17 | | | | |
| ■ | | | | |
| ⑱ OSB 18 | | | | |
| ■ | | | | |
| ⑲ OSB 19 | | | | |
| ■ | | | | |
| ⑳ OSB 20 | | | | |
| ■ | | | | |
| ① GAIN | | | | |
| ▲ | | | | |
| ▼ | | | | |
| ② SYM | | | | |
| ▲ | | | | |
| ▼ | | | | |
| ③ CON | | | | |
| ▲ | | | | |
| ▼ | | | | |
| ④ BRT | | | | |
| ▲ | | | | |
| ▼ | | | | |